

CIAC TOURNAMENT BRACKET



2022 Class L Baseball

First Round



5/31,3:45pm @Windsor

| | |
|---|-----------|
|  1 Windsor | 17 |
|  32 Kaynor Tech | 0 |



5/31,4:00pm @Guilford

| | |
|--|----------|
|  16 Guilford | 4 |
|  17 Masuk | 1 |

5/31,3:30pm @Pat Wall Field

| | |
|---|----------|
|  8 Lyman Hall | 3 |
|  25 North Haven | 1 |

5/31,3:30pm @Bethel

| | |
|--|----------|
|  9 Bethel | 2 |
|  24 Berlin | 4 |

(10)



5/31,3:30pm @Platt

| | |
|--|----------|
|  4 Platt | 4 |
|  29 Middletown | 6 |

5/31,3:30pm @Fuessenich Park

| | |
|--|----------|
|  13 Torrington | 9 |
|  20 New London | 8 |


5/31,4:00pm @RHAM

| | |
|---|----------|
|  5 RHAM | 2 |
|  28 Pomperaug | 6 |



5/31,3:30pm @Daniel Hand

| | |
|---|----------|
|  12 Daniel Hand | 3 |
|  21 Ellis Tech | 0 |

5/31,3:30pm @Brookfield

| | |
|--|-----------|
|  2 Brookfield | 10 |
|  31 Farmington | 0 |



5/31,3:30pm @East Lyme

| | |
|---|-----------|
|  15 East Lyme | 18 |
|  18 Rockville | 2 |

5/31,3:30pm @Wilcox Tech

| | |
|--|----------|
|  7 Wilcox Tech | 3 |
|  26 Stratford | 2 |

5/31,3:30pm @Maloney

| | |
|---|----------|
|  10 Maloney | 9 |
|  23 Brist.East. | 4 |

5/31,4:00pm @Fitch

| | |
|--|----------|
|  3 Fitch | 5 |
|  30 E.O. Smith | 3 |



5/31,3:30pm @Quigley Stadium

| | |
|--|-----------|
|  14 ND-WH | 10 |
|  19 Wilton | 1 |

5/31,3:30pm @Wethersfield

| | |
|---|-----------|
|  6 Wethersfield | 20 |
|  27 Cheney Tech | 3 |

5/31,3:30pm @The Woodstock



| | |
|---|----------|
|  11 Woodstock | 4 |
|  22 Brist.Cent. | 3 |

Second Round

6/1,3:45pm @Windsor

| | |
|--|----------|
|  1 Windsor | 5 |
|  16 Guilford | 2 |



6/1,3:30pm @Pat Wall Field

| | |
|---|----------|
|  8 Lyman Hall | 9 |
|  24 Berlin | 4 |



6/1,3:30pm @Fuessenich Park

| | |
|--|----------|
|  29 Middletown | 5 |
|  13 Torrington | 4 |



6/1,3:30pm @Daniel Hand

| | |
|--|----------|
|  28 Pomperaug | 5 |
|  12 Daniel Hand | 7 |

6/1,2:00pm @Brookfield

| | |
|---|----------|
|  2 Brookfield | 0 |
|  15 East Lyme | 3 |

6/2,1:00pm @Wilcox Tech

| | |
|--|----------|
|  7 Wilcox Tech | 3 |
|  10 Maloney | 9 |

6/1,4:00pm @Fitch



| | |
|---|-----------|
|  3 Fitch | 2 |
|  14 ND-WH | 15 |

6/1,3:30pm @Wethersfield

| | |
|---|----------|
|  6 Wethersfield | 9 |
|  11 Woodstock | 6 |

Quarterfinal



6/4,12:00pm @Windsor

| | |
|---|----------|
|  1 Windsor | 3 |
|  8 Lyman Hall | 1 |

6/4,12:00pm @Daniel Hand

| | |
|---|----------|
|  29 Middletown | 1 |
|  12 Daniel Hand | 7 |

6/4,2:00pm @Ceppa Field



| | |
|---|----------|
|  15 East Lyme | 4 |
|  10 Maloney | 7 |

6/4,11:00am @Wethersfield

| | |
|---|----------|
|  14 ND-WH | 7 |
|  6 Wethersfield | 5 |



Semifinal

6/7,7:00pm @Dunkin' Donuts Park

| | |
|---|----------|
|  1 Windsor | 8 |
|  12 Daniel Hand | 0 |

Final

6/10,7:00pm @Palmer Field

| | |
|---|----------|
|  1 Windsor | 3 |
|  10 Maloney | 1 |

2022 Class L Baseball Rankings

| SCHOOL/TOWN | RATING | PCT | WON | LOST | TOTAL PTS. | TIEBREAKER |
|--------------|--------|------|-----|------|------------|------------|
| Windsor | 1 | .950 | 19 | 1 | 189 | |
| Brookfield | 2 | .900 | 18 | 2 | 163 | |
| Fitch | 3 | .800 | 16 | 4 | 154 | |
| Platt | 4 | .750 | 15 | 5 | 130 | |
| RHAM | 5 | .750 | 15 | 5 | 118 | |
| Wethersfield | 6 | .750 | 15 | 5 | 114 | |
| Wilcox Tech | 7 | .750 | 15 | 5 | 113 | |
| Lyman Hall | 8 | .650 | 13 | 7 | 118 | |
| Bethel | 9 | .650 | 13 | 7 | 106 | |
| Maloney | 10 | .600 | 12 | 8 | 125 | |
| Woodstock | 11 | .600 | 12 | 8 | 116 | |
| Daniel Hand | 12 | .600 | 12 | 8 | 114 | |
| Torrington | 13 | .600 | 12 | 8 | 90 | |
| ND-WH | 14 | .550 | 11 | 9 | 120 | |
| East Lyme | 15 | .550 | 11 | 9 | 103 | |
| Guilford | 16 | .550 | 11 | 9 | 101 | |
| Masuk | 17 | .550 | 11 | 9 | 96 | |
| Rockville | 18 | .550 | 11 | 9 | 94 | |
| Wilton | 19 | .550 | 11 | 9 | 64 | |
| New London | 20 | .500 | 10 | 10 | 86 | |
| Ellis Tech | 21 | .500 | 10 | 10 | 83 | |
| Brist.Cent. | 22 | .450 | 9 | 11 | 78 | |
| Brist.East. | 23 | .450 | 9 | 11 | 76 | |
| Berlin | 24 | .450 | 9 | 11 | 73 | |
| North Haven | 25 | .450 | 9 | 11 | 63 | |
| Stratford | 26 | .450 | 9 | 11 | 44 | |
| Cheney Tech | 27 | .450 | 9 | 11 | 38 | |
| Pomperaug | 28 | .400 | 8 | 12 | 62 | |
| Middletown | 29 | .400 | 8 | 12 | 60 | |
| E.O. Smith | 30 | .400 | 8 | 12 | 59 | |
| Farmington | 31 | .400 | 8 | 12 | 53 | |
| Kaynor Tech | 32 | .400 | 8 | 12 | 24 | |

| NON-QUALIFYING TEAMS | PCT | WON | LOST | TOTAL PTS. |
|----------------------|------|-----|------|------------|
| Avon | .350 | 7 | 13 | 61 |
| Bloomfield | .150 | 3 | 17 | 22 |
| Bunnell | .300 | 6 | 14 | 15 |
| East Haven | .200 | 4 | 16 | 21 |
| Hartford Pub. | .050 | 1 | 19 | 3 |
| Platt Tech | .050 | 1 | 19 | 11 |
| Wilby | .050 | 1 | 19 | 3 |